



## Self-Contained Freewheels

# AL..G



### TYPE



Type AL..G is a roller type freewheel bearing supported and self-contained in a cast iron housing. Standard lubrication is oil.

This type is designed for dual or standby drives on large equipment requiring high power at high speeds such as, industrial fans, pumps, and turbines. The housing provides a cooling surface, a large oil volume and maximum safety for equipment running continuously

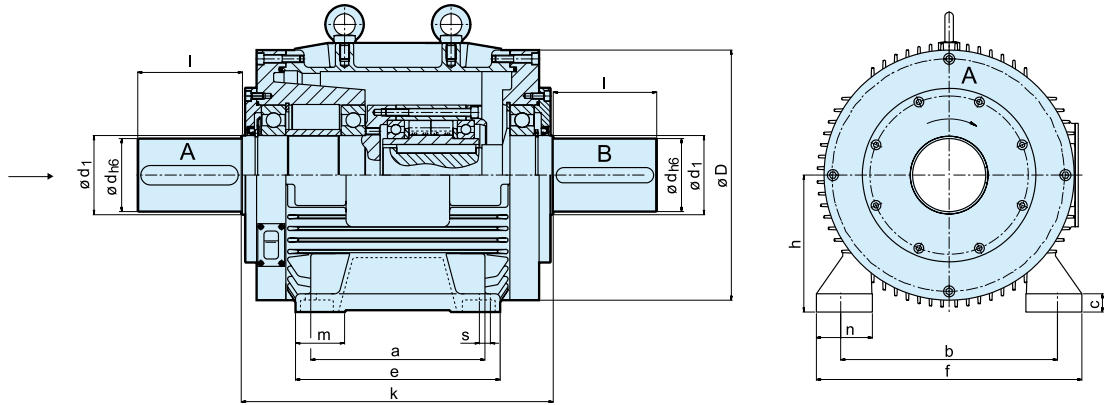
without supervision. Units of this type must be connected with the driver and driven machine using flexible couplings.

Integrated forced lubrication allows hydrodynamic contact free operation during overrunning. The given overrunning speeds are valid for a maximum ambient temperature of 40°C. On request additional air cooling can be provided.

# Self-Contained Freewheels

AL..G

AL..G



Type	Size	Overrunning Speed shaft A																Weight
		$T_{KN}^{1)}$ [Nm]	$n_{max}$ [min <sup>-1</sup> ]	$d_{h6}$ [mm]	$l$ [mm]	$k$ [mm]	$D$ [mm]	$d_1$ [mm]	$h$ [mm]	$m$ [mm]	$n$ [mm]	$f$ [mm]	$e$ [mm]	$a$ [mm]	$b$ [mm]	$s$ [mm]	$c$ [mm]	[kg]
AL..G	30-G1	500	5500	30	80	280	194	45	100	33,5	42	200	175	140	160	14	14	50
	50-G3	2125	3400	50	140	430	310	80	160	58	71,5	318	260	210	254	18	22	115
	60-G3	3500	2900	60	140	430	310	80	160	58	71,5	318	260	210	254	18	22	125
	70-G3	5750	2600	70	140	430	310	80	160	58	71,5	318	260	210	254	18	22	138
	80-G4	8500	2400	80	170	510	434	95	225	80,5	92	436	346	286	356	22	30	284
	90-G4	14500	2000	90	170	510	434	130	225	80,5	92	436	346	286	356	22	30	300
	100-G4	20000	1500	100	210	510	434	130	225	80,5	92	436	346	286	356	22	30	330
	120-G5	31250	1300	120	210	800	610	140	315	100	131	620	550	457	508	30	46	980
	150-G5	70000	1200	150	250	800	610	190	315	100	131	620	550	457	508	30	46	1100

## NOTES

- 1)  $T_{max} = 2 \times T_{KN}$   
 » Refer to Selection page 7 to 13

Keyway to DIN 6885.1

rotation seen from shaft „A“: „R“ Shaft „A“ overruns in clockwise direction, „L“ Shaft „A“ overruns in counterclockwise direction

Note: The constant overrunning function must be performed by the driven shaft „A“

» Refer to mounting and maintenance instructions page 12 to 13

## MOUNTING EXAMPLE

